

## HEAVY COMMERCIAL VEHICLES

SUITABLE FOR ASHOK LEYLAND LTD .....	5
SUITABLE FOR TATA	
■ 1210/1210SE.....	11
■ 1312/1510/1610/1612/1613.....	13
■ EX SERIES 2216.....	17
■ 2516.....	18
■ COMMON APPLICATIONS .....	19

## LIGHT COMMERCIAL VEHICLES

SUITABLE FOR TATA	
■ 407/407 TURBO/608.....	25
■ 709/909/910/911/912/913/914/915 .....	27
■ 809/1109 .....	29
■ ACE.....	30

## PASSENGER CARS

SUITABLE FOR MARUTI .....	33
SUITABLE FOR TATA INDICA.....	36
SUITABLE FOR JEEP .....	38

## TRACTORS

SUITABLE FOR MAHINDRA & MAHINDRA.....	41
SUITABLE FOR EICHER.....	43
SUITABLE FOR TAFE.....	44
SUITABLE FOR ESCORTS .....	46
SUITABLE FOR HMT.....	47





# Heavy Commercial Vehicles





**WHEEL**



**M22X2.5X98**

**REAR WHEEL BOLT + NUT - KNURLED**

PART No: M31210-0200 /  
A03121020 (WITH NUT)



**M22X2.5**

**REAR WHEEL NUT**

PART No: M85060-0200



**M22X2.5X83**

**FRONT WHEEL BOLT**

PART No: M31220-0200 /  
A0A509020 (WITH NUT)



**M22X2.5X125**

**REAR WHEEL BOLT - KNURLED (LONG)**

PART No: M54760-0200



**M22X2.5**

**ASSEMBLY WHEEL NUT**

PART No: M87340-0200

**TRANSMISSION**



**1/2BSFX2.281**

**CROWN DIP CASE BOLT - HOLE ON (HEAD & THREAD)**

PART No: M07500-0200




**1/2BSFX1.7/8**

**CROWN BOLT (HOLE ON HEAD)**

PART No: M07520-0200

**Note:-** All references to Ashok Leyland are for nominative / descriptive purposes only.

**TRANSMISSION**



**M14X1.5X48**

**CROWN BOLT - NEW (HOLE ON HEAD)**  
PART No: M35450-0200



**M16X1.5X50**

**SPICER CROWN BOLT**  
PART No: M42680-5964



**M14X2X85**

**SPICER DIP CASE BOLT**  
PART No: M42590-5964



**5/8BSFX2.9/16**

**REAR AXLE STUD**  
PART No: M08560-0200



**3/8BSFX1-1/2**

**JOINT BOLT - TAURUS**  
PART No: 222122108-0200



**1/2BSFX2-3/4**

**SHACKLE COTTER BOLT - OLD**  
PART No: 222162212-0200



**M12X1.75X70**

**SHACKLE COTTER BOLT - NEW**  
PART No: 202124070-0200 /  
212124070-0200



**M6X1X65**

**SUB AXLE BOLT**  
PART No: 212061065-0200


**Note:-** All references to Ashok Leyland are for nominative / descriptive purposes only.

**SUSPENSION**



**5/8UNCX2-1/2**

**HANGER BOLT - TAURUS**  
PART No: 228204208-0200



**5/8UNC**

**HANGER NUT - TAURUS**  
PART No: 921204310-0200



**M14X1.5X45**

**HANGER BOLT**  
PART No: 212143045-0200 /  
202143045-0200



**M14X1.5X50,55,60,65,70,75**

**HANGER BOLT**  
PART No: 212143050,55,60,65,70,75 /  
202143050,55,60,65,70,75



**M16X1.5X110**

**METACONE MOUNTING BOLT**  
PART No: 212163110-0200

**ENGINE**



**1/2 BSF**

**CASTLE NUT**  
PART No: 925162113-0200



**M14X1.5X34.5**

**FLYWHEEL BOLT - HINO**  
PART No: M26380-0200

**Note:-** All references to Ashok Leyland are for nominative / descriptive purposes only.

**ENGINE**



**5/16BSFX1-1/2**

**GEAR BOX BOLT**  
PART No: M06610-0200



**5/16BSFX1-1/2**

**GEAR BOX BOLT**  
PART No: 222102108-0200



**5/16UNFX1**

**COUNTER SHAFT BOLT- SMALL**  
PART No: M13540-0200




**5/16UNFX1-1/4**

**COUNTER SHAFT BOLT- LONG**  
PART No: M63790-0200



**7/16BSFX1-3/8**

**PRESSURE PAD/CLUTCH BOLT**  
PART No: M09140-0200



**7/16BSFX1-1/2**

**PRESSURE PAD/CLUTCH BOLT**  
PART No: 222142108-0200



**1/4BSFX1/2**

**CLUTCH WITHDRAWAL PLATE BOLT**  
PART No: 122082008-0200



**5/16BSF**

**GEAR BOX NUT / COMMON - STD**  
PART No: 921102210-0200

**Note:-** All references to Ashok Leyland are for nominative / descriptive purposes only.



**ENGINE**



5/16BSF

**GEAR BOX NUT - SUN LOC**  
PART No: 928102110-0300



5/16BSFX3/4

**WATER RAIL SCREW**  
PART No: 122102012-0200



M12X1.75X25

**DRUM SCREW**  
PART No: 102124025-0200



1/2BSF

**JOINT NUT - STD**  
PART No: 921162210-0200



1/2BSF

**JOINT NUT - SUN LOC**  
PART No: 928162110-0300



M12X1.75X50

**BRAKE DISC BOLT**  
PART No: 212124050-0200 /  
202124050-0200



1/2BSFX1-1/2

**JOINT BOLT**  
PART No: 222162108-0200



3/8BSFX3/4

**FOUNDATION BOLT**  
PART No: 122122012-0200

**Note:-** All references to Ashok Leyland are for nominative / descriptive purposes only.

**ENGINE**



**3/8BSFX7/8**

**FOUNDATION BOLT**

PART No: 122122014-0200



**3/8BSFX1**

**FOUNDATION BOLT**

PART No: 122122100-0200



**M12X1.75**

**DRUM BOLT NUT - STD**

PART No: 911124210-0200 /  
901124210-0200



**M12X1.75**

**DRUM BOLT NUT - SUN LOC**

PART No: 918124110-0300



**M14X1.5**

**HANGER NUT - STD**

PART No: 911143210-0200 /  
901143210-0200



**M14X1.5**

**HANGER NUT - SUN LOC**

PART No: 918143110-0300



**7/16BSFX1-1/8**

**KING PIN COVER BOTTOM**

PART No: M09130-0200

**Note:-** All references to Ashok Leyland are for nominative / descriptive purposes only.

**WHEEL**



**M20X2.5X78**

**FRONT WHEEL BOLT- PLAIN**

PART No: M05730-0200 / A05738820



**M20X2.5X78**

**FRONT WHEEL BOLT- KNURLING**

PART No: M23090-0200 / A023098820 /  
A02309020 WITH M01510 NUT



**M20X2.5X90**

**REAR WHEEL BOLT-PLAIN**

PART No: M05740-0200 / A05748820



**M20X2.5X90**

**REAR WHEEL BOLT-KNURLING**

PART No: M23100-0200 / A23108820



**M20X2.5X100**

**REAR WHEEL BOLT-PLAIN**

PART No: M13440-0200 / A13448820



**M20X2.5X100**

**REAR WHEEL BOLT-KNURLING**

PART No: M23080-0200 / A23088820



**M20X2.5X110**

**REAR WHEEL BOLT-PLAIN**

PART No: M15960-0200 / A15968820



**M20X2.5X110**

**REAR WHEEL BOLT-KNURLING**

PART No: M23120-0200 / A23128820

**Note:-** All references to Tata are for nominative / descriptive purposes only.

**TRANSMISSION**



**M16X1.5X139,143,146,182**

**THIRD ARM BOLT**

PART No: M12800-0200 / A12807120 (ASSY)  
 M19560-0200 / A01956020 (ASSY)  
 M58000-5901  
 M27860-0200



**M12X1.5X35**

**REAR FOUNDATION BOLT / ROTOVATOR**

PART No: M13520-0200



**M14X1.5X40**

**REAR HANGER BOLT / ROTOVATOR**

PART No: M13530-0200



**M12X1.5X30**

**REAR FOUNDATION BOLT (1210 ONLY)**

PART No: M13510-0200

**SUSPENSION**



**M14X1.5X50**

**DIP CASE BOLT**

PART No: M04591-0200



**M14X1X35**

**CROWN BOLT**

PART No: M046410-0200

**ENGINE**



**M14X2X40**

**GEAR BOX HOUSING BOLT**

PART No: M18820-0200



**M12X1.5X27**

**FLYWHEEL BOLT**

PART No: M04611-0200

**Note:-** All references to Tata are for nominative / descriptive purposes only.

**WHEEL**



**M22X2.5X86.5**

**FRONT WHEEL BOLT- PLAIN**

PART No: M15900-0200/A15999020-0200



**M22X2.5X86.5**

**FRONT WHEEL BOLT- KNURLING**

PART No: M25870-0200/A25879020-0200



**M22X2.5X96**

**REAR WHEEL BOLT-PLAIN**

PART No: M16000-0200/A16009020-020



**M22X2.5X96**

**REAR WHEEL BOLT- KNURLING**

PART No: M25880-0200/A25889020-0200



**M22X2.5X105**

**REAR WHEEL BOLT-KNURLING**

PART No: M13450-0200/A13459020



**M22X2.5X110**

**REAR WHEEL BOLT-KNURLING (OVERSIZE)**

PART No: M23000-0200/A23009020



**M22X2.5X115**

**REAR WHEEL BOLT -KNURLING (OVERSIZE)**

PART No: M15970-0200/A15979020



**M22X2.5X120**

**REAR WHEEL BOLT -KNURLING (OVERSIZE)**

PART No: M22730-0200/A22739020

**Note:-** All references to Tata are for nominative / descriptive purposes only.

**WHEEL**



**M22X2.5X125**

**REAR WHEEL BOLT- KNURLING**  
PART No: M22470-0200/A22479020-0200



**M22X2.5X130**

**REAR WHEEL BOLT- KNURLING**  
PART No: M25540-0200



**M22X2.5X113**

**REAR WHEEL BOLT- PLAIN**  
PART No: M57840-0200



**M22X2.5X116**

**REAR WHEEL BOLT- PLAIN**  
PART No: M56060-0200



**M22X2.5X120**

**REAR WHEEL BOLT - PLAIN**  
PART No: M45500-0200

**TRANSMISSION**



**M10X1X30+M10 STD NUT**

**JOINT BOLT WITH STD NUT (NEW A/F)**  
**(1312 ONLY)**  
PART No: A17221020-0200



**M10X1X30+M10 SUNLOC NUT**

**JOINT BOLT WITH SUNLOC NUT**  
**(NEW A/F) (1312 ONLY)**  
PART No: A17221030-0200

**Note:-** All references to Tata are for nominative / descriptive purposes only.

**TRANSMISSION**



**M10X1X30+M10 STD NUT**

**JOINT BOLT WITH STD NUT (1312 ONLY)**  
PART No: B17221020-0200



**M10X1X30+M10 SUNLOC NUT**

**JOINT BOLT WITH SUNLOC NUT OLD A/F (1312 ONLY)**  
PART No: B17221030-0200



**M10X1X30**

**JOINT BOLT (1312 ONLY)**  
PART No: M17221-0200



**M16X1.5X143**

**THIRD ARM BOLT (SMALL) (1312 ONLY)**  
PART No: M19560-0200



**M16X1.5X174**

**THIRD ARM BOLT (BIG) (1312 ONLY)**  
PART No: M19570-0200



**3/8UNFX3/4**

**SPICER JOINT BOLT (1612 ONLY)**  
PART No: M33300-0200



**M16X1.5X133**

**THIRD ARM BOLT**  
PART No: M27820-0200

**Note:-** All references to Tata are for nominative / descriptive purposes only.

**SUSPENSION**



**M14X1.5X53**

**DIP CASE BOLT (1312 ONLY)**  
PART No: M19611-0200



**M16X1.5X72**

**TAWA BOLT (1612 ONLY)**  
PART No: M68520-0200  
WITH COLLAR NUT (91980-0200)

**ENGINE**



**M14X2X50**

**GEAR BOX BOLT (1312 ONLY)**  
PART No: 212145050-0200 /  
202145050-0200



**M14X1.5X75**

**ENGINE SIDE ARM BOLT**  
PART No: M19511-0200



**M14X1.5X100**

**ENGINE SIDE ARM BOLT - MEDIUM**  
PART No: M14341-0200

**Note:-** All references to Tata are for nominative / descriptive purposes only.



**WHEEL**



**M22X2.5X107**

**REAR WHEEL BOLT**

PART No: M40750-0200/A40759020-0200



**M22X2.5X92**

**FRONT WHEEL BOLT**

PART No: M40740-0200/A40749020-0200



**TRANSMISSION**



**M12X1.25X92**

**DIP CASE BOLT**

PART No: M73710-0200



**M14X1X35**

**CROWN BOLT**

PART No: M73720-0200



**Note:-** All references to Tata are for nominative / descriptive purposes only.

**TRANSMISSION**



**M10X1.5X30+M10 STD NUT**

**JOINT BOLT WITH STD NUT - NEW A/F**  
PART No: A00941020-0200



**M10X1.5X30+M10 STD NUT**

**JOINT BOLT WITH STD NUT - OLD A/F**  
PART No: B00941020-0200



**M10X1X30+M10 STD NUT**

**JOINT BOLT WITH STD NUT - NEW A/F**  
PART No: A00942020-0200



**M10X1X30+M10 STD NUT**

**JOINT BOLT WITH STD NUT - OLD A/F**  
PART No: B00942020-0200



**M10X1X26**

**JOINT BOLT - NEW A/F**  
PART No: A01679020-0200



**M10X1X26**

**JOINT BOLT - OLD A/F**  
PART No: B01679020-0200



**M10X1.5X35**

**JOINT BOLT - NEW A/F**  
PART No: A10303520-0200



**M10X1.5X30+M10 SUNLOC NUT**

**JOINT BOLT WITH SUNLOC NUT - OLD A/F**  
PART No: B00941030-0200

**Note:-** All references to Tata are for nominative / descriptive purposes only.

**TRANSMISSION**



**M10X1.5X35**

**JOINT BOLT - OLD A/F**  
PART No: B10303520-0200



**M10X1X30**

**JOINT BOLT**  
PART No: M094220-0200



**M16X1.5**

**NUT FOR THIRD ARM BOLT (CASTLE NUT)**  
PART No: M91710-0200 (GR:10)  
M91700-0200 (GR:8)



**M12X1.5X40/45/50**

**REAR ENGINE BED BOLT**  
PART No: 212123040-0200

**SUSPENSION**



**M10X1.5X20**

**TAWA BOLT/END CROSS MOUNTING BOLT**  
PART No: 112103020-0200/  
102103020-0200



**M14X1.5X45**

**HANGER BOLT/FRONT ENGINE BED BOLT**  
PART No: 212143045-0200 /  
202143045-0200



**M8X1X23**

**CAM SHAFT BOLT**  
PART No: M04970-0200

**Note:-** All references to Tata are for nominative / descriptive purposes only.

**ENGINE**



**M8X1.25X18**

**TIMING COVER SCREW**  
PART No: 112082018-0200



**M8X1.25X28**

**OIL PUMP SCREW**  
PART No: 112082028-0200



**M8X1.25X35**

**GEAR BOX COVER SCREW**  
PART No: 112082035-0200



**M12X1.75X35**

**CLUTCH HOUSING SCREW**  
PART No: 112124035-0200



**M16X2X50**

**GEAR BOX SCREW - 1516/1612**  
PART No: 112165050-0200



**M8X1.25X28**

**BELL HOUSING BOLT/CLUTCH BOLT**  
PART No: M13500-0200



**M12X1.75X35**

**CLUTCH HOUSING SCREW**  
PART No: 112124035-0200 /  
102124035-0200



**M6X1X12**

**BELL HOUSING SCREW/TIMING SCREW**  
PART No: 112061012-0200

**Note:-** All references to Tata are for nominative / descriptive purposes only.





# Light Commercial Vehicles

LCV







**WHEEL**



**M18X1.5X53**

**FRONT AND REAR WHEEL BOLT**  
PART No: M24540-0200/A02454020-0200  
(M91500 NUT)



**M18X1.5X53**

**FRONT AND REAR WHEEL BOLT-KNURLING**  
PART No: M26400-0200/A02640020-0200  
(M91500 NUT)



**M18X2.5X57**

**FRONT AND REAR WHEEL BOLT- PLAIN**  
PART No: M38540-0200/A03854020-0200  
(M02920 NUT)



**M18X2.5X57**

**FRONT AND REAR WHEEL BOLT-KNURLING**  
PART No: M29140-0200/A02914020-0200  
(M02920 NUT)



**M18X2.5X68**

**REAR WHEEL BOLT - KNURLING**  
PART No: M28070-0200/A02807020-0200  
(M02920 NUT)



**M18X2.5X68**

**REAR WHEEL BOLT-PLAIN**  
PART No: M38350-0200/A03835020-0200  
(M02920 NUT)

**TRANSMISSION**



**M8X1X23+M8X1 STD NUT**

**JOINT BOLT WITH STD NUT (407 ONLY)**  
PART No: A06477020-0200



**M8X1X23+M8X1 SUNLOC NUT**

**JOINT BOLT WITH SUNLOC NUT**  
PART No: A06477030-0200

**Note:-** All references to Tata are for nominative / descriptive purposes only.

**TRANSMISSION**



**M10X1X24**

**CROWN BOLT**

PART No: M63241-0200



**M10X1.5X40**

**DIFFERENTIAL CAGE BOLT**

PART No: M63251-0200



**M8X1X23**

**JOINT BOLT**

PART No: M64770-0200



**M12X1.5X40/45/50**

**REAR ENGINE BED BOLT**

PART No: 212123040-0200 /  
202123040-0200

**SUSPENSION**



**M12X1.5X50**

**REAR HANGER BOLT**

PART No: 212123050-0200



**M20X2.5X82**

**AXLE STUD**

PART No: M40770-0200/A40778820-0200

**Note:-** All references to Tata are for nominative / descriptive purposes only.

**WHEEL**



**M18X2.5X84**

**FRONT WHEEL BOLT - KNURLING 709/909**  
PART No: M56910-0200/A05691020-0200  
(M02920 NUT)



**M18X2.5X70**

**REAR WHEEL BOLT - PLAIN 709/909**  
PART No: M41820-0200/A04182020-0200  
(M02920 NUT)



**M18X2.5X78**

**FRONT WHEEL BOLT - KNURLING 709/913**  
PART No: M43310-0200/A04331020-0200  
(M02920 NUT)



**M18X2.5X78**

**REAR WHEEL BOLT - PLAIN 709/909**  
PART No: M41830-0200/A04183020-0200  
(M02920 NUT)



**M18X2.5X91**

**FRONT WHEEL BOLT - KNURLING 709/911**  
PART No: MA2710-0200



**M18X2.5X70**

**REAR WHEEL BOLT - KNURLING 709/909**  
PART No: M43300-0200/A04330020-0200  
(M02920 NUT)



**M18X2.5X100**

**FRONT WHEEL BOLT - KNURLING 709/912**  
PART No: MA2720-0200



**M18X2.5X84**

**WHEEL BOLT - PLAIN 909**  
PART No: M48540-0200 / A04854020

**Note:-** All references to Tata are for nominative / descriptive purposes only.

**WHEEL**



**M20X2.5X92**

**REAR WHEEL BOLT - PLAIN 709/914**

PART No: M40780-0200/A40788820-0200

**TRANSMISSION**



**M20X2.5X112**

**HUB BOLT - 1109 (EXTRA LONG)**  
PART No: M40790-0200/A40798820-0200

**OTHERS**



**M12X1.75X55**

**CLUTCH HOUSING STUD - MEDIUM**  
PART No: M16930-0200



**M12X1.5X45**

**COUNTER WEIGHT BOLT**  
PART No: M64790-0200

**WHEEL**



**M12X1.5X31.5**

**FRONT WHEEL BOLT (NUT NOT REQUIRED)**  
PART No: M33150-0900



**M12X1.5X43**

**REAR WHEEL BOLT**  
PART No: M56630-2500



**M12X1.5**

**REAR WHEEL NUT**  
PART No: M95960-6900

**ENGINE**



**M10X1.5X168**

**CYLINDER HEAD COLLAR BOLT**  
PART No: M33110-0200



**M14X1.5X61**

**CRANK SHAFT BOLT**  
PART No: M33560-0200

**OTHERS**



**M8X1X25**

**JOINT BOLT**  
PART No: M48490-0200



**M10X1.5X70**

**RADIATOR MOUNTING BOLT**  
PART No: M71980-0200

**Note:-** All references to Tata are for nominative / descriptive purposes only.



# Passenger Cars







**WHEEL**




**M12X1.25X33.5**

**FRONT WHEEL BOLT (VAN/GYPSY)**  
PART No: M61980-0400



**M12X1.25X33.5**

**FRONT WHEEL BOLT (CAR/GYPSY)**  
PART No: M61990-0400



**M12X1.25X38**

**REAR WHEEL BOLT (VAN/GYPSY)**  
PART No: M65400-0400



**M12X1.25**

**WHEEL NUT - PLAIN**  
PART No: M90820-0400



**M12X1.25**

**WHEEL NUT CAP - DOME TYPE**  
PART No: M93200-0300



**M12X1.25X38**


**FRONT WHEEL BOLT (SWIFT)**  
PART No: M67750-0900

**TRANSMISSION**



**M10X1.25X30**

**COMBI SCREW/CROSS BAR BOLT**  
PART No: M70770-0900




**M10X1.25X25**

**BALANCE ROD BOLT**  
PART No: M67940-0900

**Note:-** All references to Maruti are for nominative / descriptive purposes only.

**TRANSMISSION**



**M10X1.25X40**

**BALL JOINT BOLT**

PART No: M62420-0400



**M8X1.25X16**

**CLUTCH COVER SCREW (CAR/VAN/GYPSY)**


PART No: M62680-0400



**M18X1.5**

**DRIVE SHAFT NUT**

PART No: M92520-0900



**M10X1.25X55**

**REAR MOUNTING BOLT**

PART No: M63220-0400

**ENGINE**



**M10X1.25X50**

**FRONT MOUNTING BOLT**

PART No: M63190-0400

**OTHERS**



**M6X1**

**FLANGE NUT DOOR HANDLE**

PART No: M90510-0200



**M8X1.25**

**FLANGE NUT (CAR/VAN/GYPSY)**

PART No: M90520-0400

**Note:-** All references to Maruti are for nominative / descriptive purposes only.

**OTHERS**



**M6X1X10**

**FLANGE SCREW**

PART No: 1S9061010-0900



**M8X1.25X25**

**FLANGE SCREW**

PART No: 1S9082025-0900



**M6X1**

**FLANGE NUT WATER PUMP**

PART No: M90500-0400

**Note:-** All references to Maruti are for nominative / descriptive purposes only.

## WHEEL



**FRONT/REAR WHEEL BOLTS  
(NUT NOT REQUIRED)**  
PART No: M33150-0200

## TRANSMISSION



**KNUCKLE BOLT/BALL JOINT BOLT**  
PART No: M33171-0200

## ENGINE



**CYLINDER HEAD COLLAR BOLT**  
PART No: M33110-0200



**CONNECTING ROD BOLT**  
PART No: M33710-0200




**CYLINDER HEAD BOLT**  
PART No: M34830-0200



**CONNECTING ROD NUT**  
PART No: M93590-0200

**Note:-** All references to Tata are for nominative / descriptive purposes only.

**OTHERS**



**M10X1.5X25**

**FLANGE SCREW**

PART No: M70970-0900



**M8X1.25X20 / M8X1.25X25**

**FLANGE SCREW**

PART No: M35920-0900 / M35930-0900



**M5X0.8X12**

**FLANGE SCREW**

PART No: M36150-0900



**M12X1.75X55**

**MOUNTING PIN/CHAMBER BOLT - ECCENTRIC**


PART No: M33693-0900



**M12X1.25X33**

**FLANGE DOG POINT SCREW/LOWER ARM BOLT / CHASSIS SCREW**


PART No: M74970-0900



**M12X1.75**

**SUN LOC NUT - NEW A/F**

PART No: M92990-0900



**M12X1.5X45**

**LOWER ARM BOLT DOG POINT - INDIGO**

PART No: M74550-0900

**Note:-** All references to Tata are for nominative / descriptive purposes only.

**WHEEL**



**M14X1.5X41**

**FRONT WHEEL BOLT - ARMADA/  
SAWARI/SCORPIO/BOLERO**  
PART No: M38760-0200



**M14X1.5X51**

**REAR WHEEL BOLT**  
PART No: M38770-0200



**M14X1.5**


**WHEEL NUT**  
PART No: M94330-0200



**1/2"-20UNF X 50**

**REAR HUB BOLT**  
PART No: M25930-0200

**TRANSMISSION**



**3/8" UNF X 24**

**CONNECTING ROD BOLT**  
PART No: M04350-0200



**3/8" UNC X 1-1/2**

**AXLE BOLT**  
PART No: 228124108-0200



**3/8" UNF X 1-1/4 & 1-1/2**

**SHAFT BOLT - EXTRA LONG**  
PART No: 228125104-0200 /  
228125108-0200



**7/16" UNF X 1-1/4**

**FLYWHEEL BOLT**  
PART No: M15940-0400

**Note:-** All references to Mahindra & Mahindra are for nominative / descriptive purposes only.




# Tractors








**WHEEL**




**1/2UNFX1.65"**

**FRONT WHEEL BOLT**  
PART No: M05830-0400



**1/2UNF**

**FRONT WHEEL NUT**  
PART No: M90180-0400



**5/8UNFX1.56"**

**REAR WHEEL BOLT**  
PART No: M16900-0400




**5/8UNF**

**REAR WHEEL NUT - CONE TYPE**  
PART No: M90190-0400




**5/8UNFX2"**

**REAR WHEEL BOLT - LONG**  
PART No: M36230-0200




**5/8UNF**

**REAR WHEEL NUT - COLLAR TYPE**  
PART No: M93880-0400



**M16X1.5X80**

**RIM BOLT**  
PART No: M12460-0400




**M16X1.5**


**RIM NUT**  
PART No: M95070-0400

**Note:-** All references to Mahindra & Mahindra are for nominative / descriptive purposes only.

**WHEEL**



**REAR WHEEL BOLT - CUT TYPE**  
PART No: M42450-0400



**REAR WHEEL BOLT CUT TYPE - LONG**  
PART No: M42460-0400

**TRANSMISSION**



**JOINT BOLT**  
PART No: M60440-0200 / 128164108-0200



**PIVOT PIN**  
PART No: M07920-0200

**SUSPENSION**



**CROWN CAGE BOLT**  
PART No: M05810-0200



**CAM SHAFT SCREW**  
PART No: M05870-0200

**ENGINE**



**FLYWHEEL BOLT**  
PART No: M15940-0400



**CLUTCH RELEASE BOLT - FRONT**  
PART No: M05890-0200

**Note:-** All references to Mahindra & Mahindra are for nominative / descriptive purposes only.

**WHEEL**



**M16X1.5X80**

**RIM BOLT**

PART No: M12460-0400



**M16X1.5X100**

**RIM BOLT - LONG**

PART No: M44520-0400



**M16X1.5**

**RIM NUT**

PART No: M95070-0400

**ENGINE**



**M14X2X40**

**FLYWHEEL BOLT**

PART No: M18820-0200



**M14X1.5X60**

**CONNECTING ROD BOLT**

PART No: M14640-0200

**WHEEL**




9/16UNFX1.96"

**REAR WHEEL BOLT (1035 MODEL)**  
PART No: M12290-0400



9/16UNF

**REAR WHEEL NUT (1035 MODEL)**  
PART No: M91360-0400



M16X1.5X50

**REAR WHEEL BOLT - EAGLE MODEL**  
PART No: M28570-0400




M16X1.5

**REAR WHEEL NUT - EAGLE MODEL**  
PART No: M92170-0200



9/16UNFX55,65

**REAR WHEEL BOLT - REGULAR 1035 MODEL**  
PART No: M46920-0200 (SPIGOT) /  
M37560-0400



9/16UNF

**REAR WHEEL NUT - COLLAR TYPE**  
PART No: M94190-0400



1/2UNFX1.71/1.72

**CROWN WHEEL BOLT-NEW**  
PART No: M13420-0400




1/2UNF

**CROWN NUT**  
PART No: M02130-0100

**Note:-** All references to TAFE are for nominative / descriptive purposes only.

**WHEEL**



**M16X1.5X80**

**RIM BOLT**


PART No: M12460-0400



**M16X1.5**

**RIM NUT**

PART No: M95070-0200



**1/2UNFX27**

**FRONT WHEEL BOLT - ALL MODELS  
(NUT NOT REQUIRED)**

PART No: M26320-0400

**TRANSMISSION**



**1/2UNCX4.3/8"**

**CROWN CAGE BOLT**

PART No: M05710-0200



**M12X1.5X44**

**CROWN BOLT**

PART No: M11810-0200



**M12X1.5**

**CROWN NUT - OLD**

PART No: M01730-0200



**7/16" BSF**

**CROWN NUT**

PART No: M02250-0200

**Note:-** All references to TAFE are for nominative / descriptive purposes only.

**WHEEL**




5/8UNFX2.25"

**REAR WHEEL BOLT**  
PART No: M07610-0200




5/8UNFX47.45"

**REAR WHEEL BOLT**  
PART No: M23680-0200




5/8UNF

**REAR WHEEL NUT**  
PART No: M92470-0400



M16X1.5X52

**REAR WHEEL BOLT (ALL MODELS)**  
PART No: M43840-0400



M16X1.5X48

**FRONT WHEEL BOLT (ALL MODELS)**  
PART No: M43830-0400

**TRANSMISSION**



1/2UNCX2.7/8

**DIFFERENTIAL CAGE BOLT**  
PART No: M05940-0400



9/16UNCX1.5/8"


**FLYWHEEL SCREW**  
PART No: M09250-0200

**Note:-** All references to Escorts are for nominative / descriptive purposes only.

**ENGINE**



**FLYWHEEL BOLT**  
PART No: M61510-0200



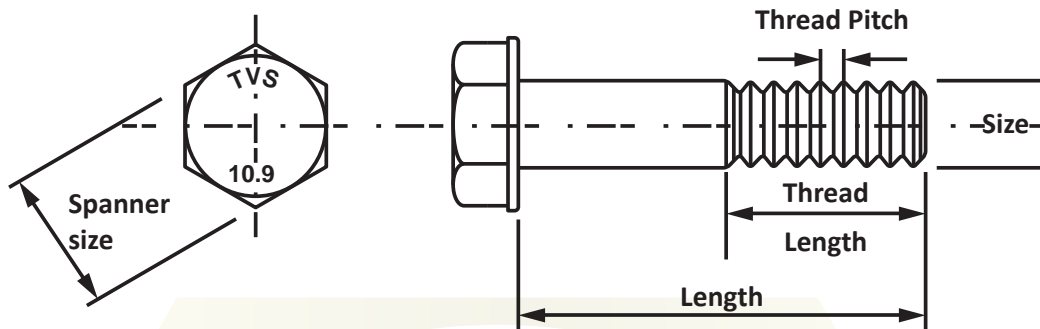
**CONNECTING ROD BOLT**  
PART No: M10850-0200

**OTHERS**



**GEAR BOX COVER SCREW**  
PART No: 112061018-0200

## BOLT DIAMETER



### METRIC SPANNER SIZES (AS PER ISO STD)

SIZE	SPANNER SIZE (mm)	SIZE	SPANNER SIZE (mm)
M5 (5mm)	8	M20 (20mm)	30
M6 (6mm)	10	M22 (22mm)	34
M8 (8mm)	13	M24 (24mm)	36
M10 (10mm)	16 NEW	M27 (27mm)	41
M10 (10mm)	17	M30 (30mm)	46
M12 (12mm)	18 NEW	M33 (33mm)	50
M12 (12mm)	19	M36 (36mm)	55
M14 (14mm)	21 NEW	M39 (39mm)	60
M14 (14mm)	22	M42 (42mm)	65
M16 (16mm)	24	M45 (45mm)	70
M18 (18mm)	27	M48 (48mm)	75

### IMPERIAL CONVERSION TO NEAREST METRIC EQUIVALENT

1/8"	3.00mm	5/8"	16.0mm
5/32"	4.0mm	3/4"	20.0mm
3/16"	5.0mm	7/8"	22.0mm
1/4"	6.0mm	1"	25.0mm
5/16"	8.0mm	1 1/4"	30.0mm
3/8"	10.0mm	1 1/2"	40.0mm
7/16"	11.0mm	1 3/4"	45.0mm
1/2"	12.0mm	2"	50.0mm

### SCREW GAUGE CONVERSION TO NEAREST METRIC EQUIVALENT

No.4	2.9mm
No.6	3.5mm
No.8	4.2mm
No.10	4.8mm
No.12	5.5mm
No.14	6.3mm



## METRIC FASTENERS

SL NO	DIA	SCREWS		BOLTS	
		MIN LENGTH	MAX LENGTH	MIN LENGTH	MAX LENGTH
1	M5	8	50	20	50
2	M6	10	50	25	85
3	M8	10	70	30	140
4	M10	15	100	35	175
5	M12	20	110	40	200
6	M14	22	100	45	280
7	M16	25	100	50	280
8	M18	35	100	55	280
9	M20	30	100	60	280
10	M22	45	100	60	280
11	M24	45	100	60	300
12	M27	65	150	65	300
13	M30	70	130	70	300
14	M33	80	150	80	300
15	M36	80	200	75	300

## INCH FASTENERS

SL NO	DIA	SCREWS		BOLTS		BOLTS	
		MIN LENGTH	MAX LENGTH	MIN LENGTH	MAX LENGTH	MIN LENGTH	MAX LENGTH
		FOR ALL PITCHES		BSF/BSW PITCH		UNC/UNF PITCH	
1	1/4"	1/2"	2"	3/4"	3.1/2"	1.1/8"	3.1/2"
2	5/16"	1/2"	2"	7/8"	5"	1.1/4"	5"
3	3/8"	1/2"	2"	1"	6"	1.1/4"	6"
4	7/16"	5/8"	2"	1.1/4"	5"	1.1/2"	5"
5	1/2"	3/4"	2.1/2"	1.1/2"	8"	1.3/4"	8"
6	5/8"	1/2"	3"	1.3/4"	8"	2"	8"
7	3/4"	1.1/2"	4"	2"	8"	2"	8"
8	7/8"	1.1/2"	3"	2.1/4"	8"	2.1/2"	8"
9	1"	1.1/2"	3"	3"	8"	3"	8"

## THREADS PER INCH

SL NO	DIA	UNC	UNF	BSW	BSF
1	1/4"	20	28	20	26
2	5/16"	18	24	18	22
3	3/8"	16	24	16	20
4	7/16"	14	20	14	18
5	1/2"	13	20	12	16
6	9/16"	12	18	12	16
7	5/8"	11	18	11	14
8	3/4"	10	16	10	12
9	7/8"	9	14	9	11
10	1"	8	12	8	10

# RECOMMENDED TIGHTENING TORQUE FOR HIGH TENSILE FASTENERS



METRIC SERIES					
DIA	PITCH	STRESS AREA / sq.mm	TIGHTENING TORQUE VALUE IN KGM		
			GRADE		
			8.8	10.9	12.9
M6	1	20.1	1.2	1.7	2.1
M8	1.25	36.6	3	4.2	5.1
	1	39.2	3.2	4.5	5.4
M10	1.5	58	5.9	8.4	10
	1	64.5	6.6	9.3	11.2
M12	1.75	84.3	10.4	14.6	17.5
	1.25	92.1	11.3	15.9	19.1
M14	2	157	16.5	23.2	27.8
	1.5	125	17.9	25.2	30.2
M16	2	157	25.7	36.2	43.4
	1.5	167	27.4	38.5	46.2
M18	2.5	192	35.4	49.8	59.7
	1.5	210	38.7	54.4	65.3
M20	2.5	245	50.2	70.6	84.7
	1.5	272	55.7	78.3	94
M22	2.5	303	68.3	96	115.2
	1.5	333	75	105.5	126.6
M24	3	353	86.8	122	146.4
	2	384	94.4	132.7	159.3

## INCH SERIES

UNIFIED THREAD					UNIFIED THREAD				
DIA	THREAD	STRESS AREA / SQ.mm	TIGHTENING TORQUE VALUE IN KGM		THREAD	STRESS AREA / SQ.mm	TIGHTENING TORQUE VALUE IN KGM		
			GRADE				GRADE		
			5	8			R	T	V
1/4"	UNC	20.9	1.4	2	BSW	20.6	1.26	1.52	1.92
	UNF	23.7	1.6	2.2	BSF	23	1.36	1.64	2.08
5/16"	UNC	34.3	2.9	4	BSW	34	2.52	3.04	3.86
	UNF	37.9	3.2	4.4	BSF	36.6	2.66	3.2	4.06
3/8"	UNC	50.7	5.2	7.1	BSW	50.3	4.35	5.25	6.66
	UNF	57.2	5.8	8	BSF	54.1	4.57	5.51	6.99
7/16"	UNC	69.5	8.3	11.4	BSW	69	7.03	8.47	10.75
	UNF	77.3	9.2	12.6	BSF	74.7	7.41	8.94	11.34
1/2"	UNC	92.8	12.6	17.3	BSW	89.4	10.46	12.61	15.99
	UNF	104	14.2	19.4	BSF	98.1	11.14	13.43	17.03
5/8"	UNC	147.7	25.1	34.5	BSW	146.5	21	25.33	32.13
	UNF	166.5	28.3	38.9	BSF	156.8	21.98	26.5	33.61
3/4"	UNC	218.1	44.5	61.1	BSW	216.8	36.91	44.51	56.45
	UNF	241.9	49.4	67.8	BSF	227.1	38.03	45.51	58.16
7/8"	UNC	301.3	71.8	98.6	BSW	298.7	57.25	69.04	87.56
	UNF	331.3	78.9	108.3	BSF	314.2	59.17	71.35	90.49
1"	UNC	394.8	107.5	147.6	BSW	392.3	85.84	103.51	131.28
	UNF	430.3	117.2	160.9	BSF	414.2	88.91	107.21	135.98